

52-Meter "Semi-Trailer Mounted" Concrete Boom Pump



- 170 ft Vertical Reach
- Unique 5-Section "Multi-Z" Boom Design
- Exclusive Semi-Trailer Mounting
- 210 yd³/hr Max Concrete Output
- Free Flow Hydraulics

Boom The Putzmeister 52-Meter semi-trailer mounted concrete boom pump offers *the most versatile "5-section" 170 ft boom that outperforms all the rest.* The unique patent-pending "Multi-Z" boom design provides the ability to unfold quickly and easily, allowing immediate use - even in congested areas. With the lowest unfolding height of anything in its class, the 52-Meter features five shorter boom sections with significantly better articulation for quick job completion - both indoors and out. In addition, central automatic lubrication for boom and pedestal are featured as standard.

Semi-Trailer Mounting Exclusive semi-trailer configuration allows a greater axle spread for easier and more cost-effective permitting. A tight turning radius enables easy maneuverability within crowded streets and congested job sites. Plus, our patented "pull-lock" system enables the quick and safe connection between the semi-trailer and tractor. Straight truck configuration also available.

Delivery Line The boom is equipped with a 5 inch *induction hardened* delivery line mounted in easy lift-out brackets for simple delivery line replacement. Standardized elbows and straight pipe sections are used for common component availability and easy replacement.

Pedestal The boom pedestal is integrated in the large semi-trailer frame, which serves to spread the load over the largest possible area for better rigidity. The boom pedestal features access openings to simplify changing the turret pipe, and it also incorporates both the hydraulic oil tank and water tank for improved weight distribution. Triple suction filters with indicator gauges are located in the pedestal for easy access, and a condensation trap is also located in the tank to collect water. Two spacious 12'6" (3.81m) long decks allow convenient storage of pipe and hoses.

Outriggers All outrigger functions are fully hydraulic with integral cylinders. Front outriggers swing-out, telescope and extend down while the rear outriggers swing-out and extend down. For extended *on-site* use, a diesel fuel tank is built into one of the rear outrigger legs and holds up to 185 gallons (700L). *Note:* One Side Support (OSS) offered as an option.

Radio Remote Controls The pump comes standard with radio remote controls, featuring fully proportional boom speed control for smooth and precise positioning of the booms at greater distances. This is an extremely important feature on larger sized models since at their extreme reach, even a small amount of movement can result in a faster moving boom at the end hose.

Clean Out A 406 psi (28 bar) hydraulically-driven water pump with a 238 gallon (900L) water tank in the pedestal and an additional 185 gallon (700L) water tank in one of the outrigger legs make clean out easy.

Concrete Pump With the same setup, only Putzmeister has the technology to offer both 210 yd³/hr output and provide 1233 psi concrete pressure with its standard .16H pump (on the rod side). With competitive designs, you have to decide if you want either high pressure or high volume. Key features include a free flow hydraulic system for smooth controllable pumping as well as hard chromed concrete cylinders and automatic lubrication of the concrete pistons for long service life. This pump has a fully adjustable volume control which allows very slow pumping while retaining full concrete pressure and boom speed. The pump is powered by a 330 hp 6-cylinder Cummins diesel engine which is mounted beneath the deck for good weight distribution and clear deck space.

Only Putzmeister Offers You a Choice of Valves...

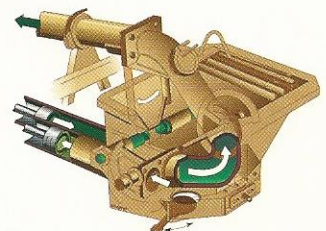


BSS • S-Valve Hopper RS905

S-Valve 2018 Hard Faced
8" to 7" (200 to 180mm)
Hopper capacity
21.2 cu ft (600L)
Hopper height
◀ 51.0" (1295mm)

BRS • C-Valve Hopper RC702

C-Valve B2314
8" to 6" (200 to 140mm)
Hopper capacity
14.1 cu ft (400L)
Hopper height
▶ 53.5" (1359mm)



Ask about our new "Big Mouth" valve.

Specifications

52-Meter Concrete Pump ■ Semi-Trailer Mounted

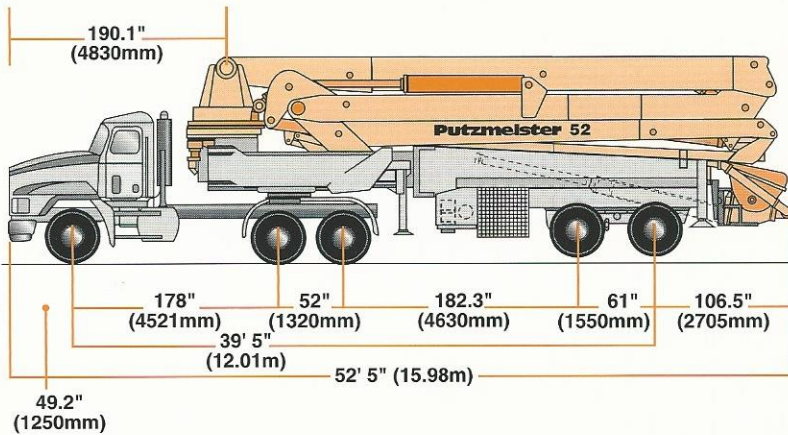
Semi-Trailer Mounted Specifications

Based on Model MACK CH613

Length	52'5"	(15.98m)
Width	8' 2"	(2.50m)
Height	13' 2"	(4.00m)
Wheelbase	204"	(5182mm)
Axle group 1 weight	11,700 lbs	(5,307kg)
Axle group 2 weight	43,630 lbs	(19,791kg)
Axle group 3 weight	42,950 lbs	(19,482kg)
Approx total weight	98,280 lbs	(44,580kg)

Weights are approximate and include pump, boom, truck, full hydraulic oil, driver and some fuel. Varies with options selected.

Dimensions will vary with different truck makes, models and specifications.



BSS Model Illustrated

Boom Specifications • Multi-Z Design

Height & Reach

Vertical reach	169'7"	(51.70m)
Horizontal reach	157'6"	(48.00m)
Reach from front of tractor*	141'7"	(43.15m)
Reach depth	124'8"	(38.00m)
Unfolding height	33'2"	(10.10m)

5-Section Boom

1st section articulation	90°	
2nd section articulation	180°	
3rd section articulation	260°	
4th section articulation	180°	
5th section articulation	270°	
1st section length	35'2"	(10.70m)
2nd section length	30'6"	(9.30m)
3rd section length	30'8"	(9.35m)
4th section length	30'8"	(9.35m)
5th section length	30'6"	(9.30m)

General Specs

Pipeline size (ID) metric ends	5"	(125mm)
with couplings	5.5"	(140mm)
Rotation	365°	
End hose-length (heavy duty)	13'	(4m)
End hose-diameter	5"	(125mm)
Outrigger spread L-R-front swing-out & telescope	33'4"	(10.15m)
Outrigger spread L-R-rear swing-out	33'4"	(10.15m)

Pump Specifications


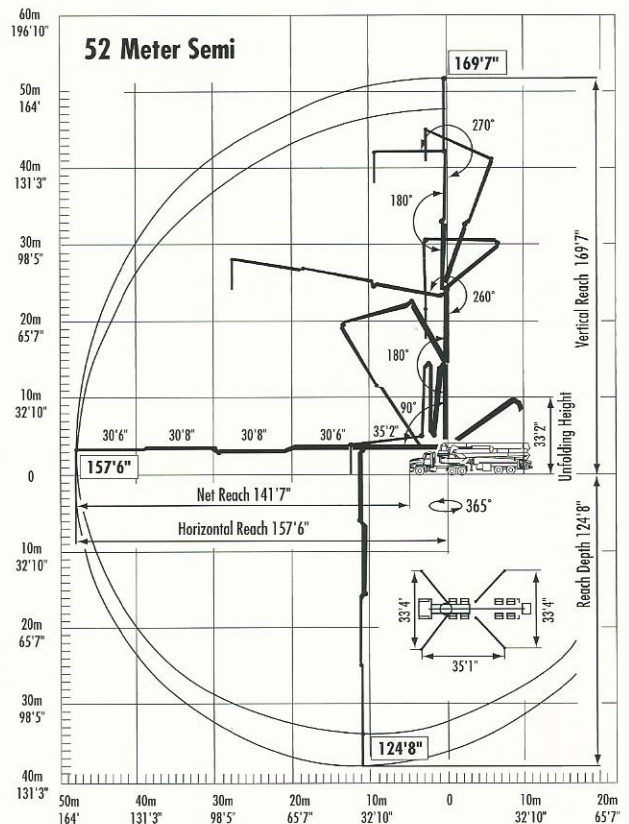
52.16H

Output- rod side	210 yd ³ /hr	(160m ³ /hr)
piston side	146 yd ³ /hr	(112m ³ /hr)
Pressure- rod side	1233 psi	(85 bar)
piston side	1885 psi*	(130 bar)*
Concrete cylinder diameter	9"	(230mm)
Stroke length	83"	(2100mm)
Max strokes per minute- rod side	31	
piston side	21	
Volume control	0-Full	
Vibrator	Standard	
Hard chromed concrete cylinders	Standard	
Hydraulic system	Free Flow	
Hydraulic system pressure	5075 psi	(350 bar)
Differential cylinder diameter	5.5"	(140mm)
Rod diameter	3.1"	(80mm)
Maximum size aggregate	2.5"	(63mm)
Water tank - pedestal	238 gal	(900L)
Water tank - outrigger leg	185 gal	(700L)
Auxiliary diesel engine	Cummins 330 hp 6-cylinder	

Maximum theoretical values listed.

* Reach based on Model Mack CH613 tractor

• Standard delivery line system rated at max line pressure of 1233 psi (85 bar)



Putzmeister America
1733 90th Street
Sturtevant
Wisconsin 53177 USA

Telephone (414) 886-3200
Facsimile (414) 886-3212
www.putzmeister.com

Right to make technical amendments reserved.